



SECRET MESSAGE DECODER WHEEL

Ages 6 and up
Item #41151CO
Item #41198CO
SN-14



© 2021 DAVCHY IP HOLDINGS, LLC
©2021 Playmates. Manufactured by : Playmates International
Company Ltd. 23/F, The Toy House, 100 Canton Road, TST,
Kowloon, Hong Kong. PRINTED IN CHINA.
Please keep all relative information for further reference.

What's up, Spy Ninjas? We have a new mission for you – decode messages sent in from Spy Ninjas everywhere, before Project Zorgo can figure them out!

This Spy Gadget is all you need to start sending and receiving coded messages that only other Spy Ninjas can read. Soon you'll start discovering ciphers everywhere.

Get cracking – and send us some coded messages!

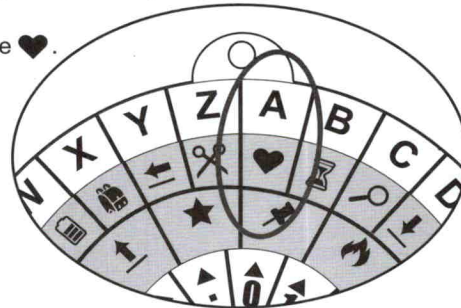
TO DECIPHER A CODE:

First, find the key. You'll usually see it at the beginning of a row of symbols, in parentheses, like: (A = ♥)

Next, turn the inner blue dial so the A lines up with the ♥.

Now, without turning the blue dial again, read each symbol in the code and look for it on the inner blue dial.

See which letter – or number – lines up with the symbol on the outside red dials. Write down each answer one at a time.



TO WRITE YOUR OWN CODE:

First, create the key. Turn the inner blue dial so one letter lines up with one symbol. (You can only use letters to set the key, not numbers.)

Next, write the key in parentheses to begin your code, like: (X = 🔒)

Now, without turning the blue dial again, find each letter – or number – in your message on the outside red dials. See which symbol lines up with the letters or numbers on the inner blue dial. Write down each symbol one at a time to create your code.

RECYCLING OUR PRODUCTS
All our product and packaging is designed with easy and safe recycling in mind. For information on the National Recycling Strategy and the recycling logo on this pack or product please visit www.Recycle-More.co.uk where you will find the answers to your UK recycling questions.



Item: Spy Ninjas Secret Message Spy Gear
Item Number: 41151CO/41198CO
Age Grade: 6 years plus

WARNING! CHOKING HAZARD.


Not suitable for children under 36 months. Choking hazard (small parts). Please remove all packaging attachments before giving this product to a child. Please use discretion if making purchases for children younger than the age recommended on this package. Product specifications, colour and contents may vary from those illustrated. **IMPORTANT:** Please retain packaging/instructions and purchase details for future reference as they contain important information.




Imported by:
Character Options Ltd.,
Lees Brook Mill, Lees Road,
Lees, Oldham OL14 5JL UK
Customer Service Department
Tel No: 0161 633 9808
Made in China

www.character-online.co.uk

PROXY A/S
GOTTERSGADE 14, 3RD FLOOR DK-1123
COPENHAGEN K, DENMARK
www.proxyas.com





SECRET MESSAGE SPY PEN

Ages 6 and up
Item #41151CO
Item #41198CO
SN-12



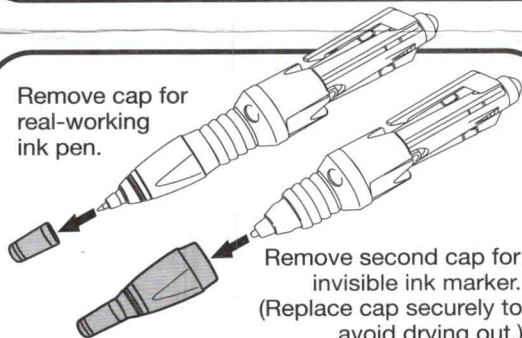
© 2021 DAVCHY IP HOLDINGS, LLC
©2021 Playmates. Manufactured by : Playmates International
Company Ltd. 23/F, The Toy House, 100 Canton Road, TST,
Kowloon, Hong Kong. PRINTED IN CHINA.
Please keep all relative information for further reference.

Hey, Spy Ninjas. We have a new mission for you – send secret messages without being detected by Project Zorgo!

You can hide this Spy Gadet in plain sight. It looks and works like a regular ink pen - until you need to read, write or store a top secret message. Keep this a secret between us Spy Ninjas.

Get communicating, and good luck!

Remove cap for
real-working
ink pen.

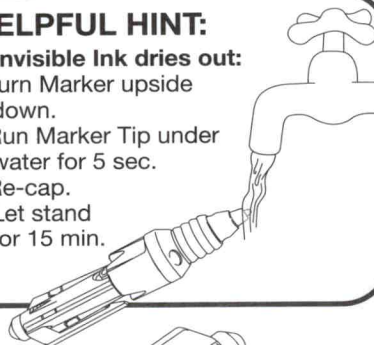


Remove second cap for
invisible ink marker.
(Replace cap securely to
avoid drying out.)

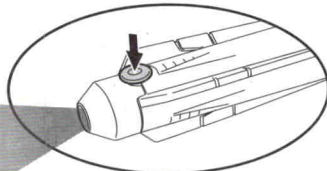
HELPFUL HINT:

If Invisible Ink dries out:

- Turn Marker upside down.
- Run Marker Tip under water for 5 sec.
- Re-cap.
Let stand for 15 min.



Press button.
Light will reveal
'invisible'
message.*



CAUTION:
Toy contains UV light. Do not
stare directly into beam.

Roll your
messages
and hide
inside.*



**Download additional
decoding activities at
SpyNinjasGadgets.com

*The Spy Ninjas may have already included
some hidden messages! Use the light on your
Secret Message Spy Pen to see.

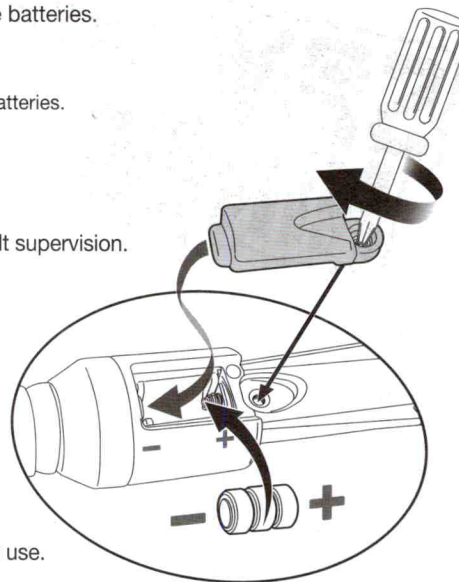
If Secret Message Spy Pen is not working, try replacing the batteries.

To change batteries:

- Unscrew battery cap.
- Take out old batteries and replace with 3 new AG3/LR41 batteries.
- Replace battery cap.

**Requires 3 x AG3/LR41 Button Cell Batteries.
(Demonstration Batteries Included).**

- Alkaline batteries recommended.
- Rechargeable batteries must only be recharged under adult supervision.
- Rechargeable batteries must be removed from the toy before recharging.
- Non-rechargeable batteries must not be recharged.
- Different types of batteries, or new and used batteries must not be mixed.
- Only batteries of the same or equivalent type as recommended should be used.
- Batteries should be replaced by an adult.
- Batteries must be inserted following the correct polarity.
- Exhausted batteries should be removed from the product.
- The supply terminals must not be short-circuited.
- Batteries should be removed from the product when not in use.
- Do not dispose of batteries in fire.
- Batteries supplied are for demonstration purposes only and may require replacing within a short period of time.
- Do not use rechargeable batteries.



Imported by:
Character Options Ltd.,
Lees Brook Mill, Lees Road,
Lees, Oldham OL14 5JL UK
Customer Service Department
Tel No: **0161 633 9808**
Made in China

www.character-online.co.uk

PROXY A/S
GOTHERSGADE 14, 3RD FLOOR DK-1123
COPENHAGEN K, DENMARK
www.proxyas.com

WARNING: Dispose of used batteries immediately. Keep new and used batteries away from children. If you think batteries might have been swallowed or placed inside any part of the body, seek immediate medical attention.

Item: Spy Ninjas Secret Message Spy Gear
Item Number: 41151CO/41198CO
Age Grade: 6 years plus

WARNING! CHOKING HAZARD.

Not suitable for children under 36 months. Choking hazard (small parts). Please remove all packaging attachments before giving this product to a child. Please use discretion if making purchases for children younger than the age recommended on this package. At the end of the useful life of this pen do not dispose in normal household waste. Check with your local authority or responsible disposal centre and submit to the collection points for the recovery and recycling of electrical and electronic equipment. Product specifications, colour and contents may vary from those illustrated.

IMPORTANT: Please retain packaging/instructions and purchase details for future reference as they contain important information.

BATTERY RECYCLING INFORMATION

Help the environment by disposing of batteries responsibly. The wheeled bin symbol indicates that batteries must not be disposed of in domestic waste as they contain substances which can be damaging to the environment and health. Please remove exhausted batteries from the product and use designated collection points or recycling facilities when disposing of batteries.



RECYCLING OUR PRODUCTS

All our product and packaging is designed with easy and safe recycling in mind. For information on the **National Recycling Strategy** and the recycling logo on this pack or product please visit - www.Recycle-More.co.uk - where you will find the answers to your UK recycling questions.



SPY NINJAS
CHAD WILD CLAY.
& VY QWAINT.

Ages 6 and up
Item #41155CO
Item #41198CO
SN-13

Playmates
TOYS

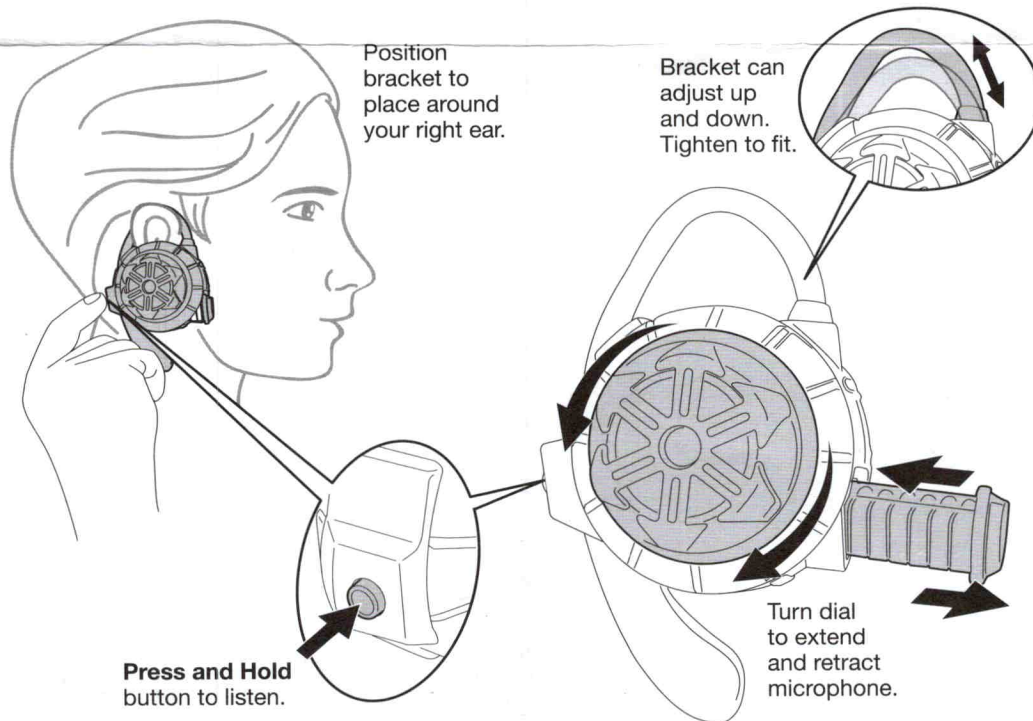
© 2021 DAVCHY IP HOLDINGS, LLC
©2021 Playmates. Manufactured by : Playmates International
Company Ltd. 23/F, The Toy House, 100 Canton Road, TST,
Kowloon, Hong Kong. PRINTED IN CHINA.
Please keep all relative information for further reference.

NINJA NOISE ENHANCER

What's up, Spy Ninjas? We have a new mission for you – listen in on what Project Zorgo is planning!

You can find a stealthy hiding spot or play it cool in plain sight. By wearing and activating this Spy Gadget, you can secretly gather intelligence by amplifying sounds from a distance.

Take notes and report back to us!



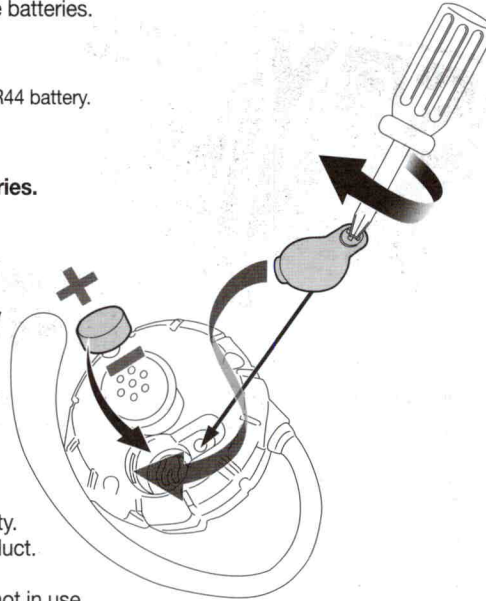
If Ninja Noise Enhancer is not working, try replacing the batteries.

To change batteries:

- Unscrew battery cap.
- Take out old batteries and replace with 1 new AG13/LR44 battery.
- Replace battery cap.

**Requires 1 x 1.5V A76/AG13/LR44 Button Cell Batteries.
(Demonstration Batteries Included).**

- Alkaline batteries recommended.
- Rechargeable batteries must only be recharged under adult supervision.
- Rechargeable batteries must be removed from the toy before recharging.
- Non-rechargeable batteries must not be recharged.
- Different types of batteries, or new and used batteries must not be mixed.
- Only batteries of the same or equivalent type as recommended should be used.
- Batteries should be replaced by an adult.
- Batteries must be inserted following the correct polarity.
- Exhausted batteries should be removed from the product.
- The supply terminals must not be short-circuited.
- Batteries should be removed from the product when not in use.
- Do not dispose of batteries in fire.
- Batteries supplied are for demonstration purposes only and may require replacing within a short period of time.
- Do not use rechargeable batteries.



Imported by:
Character Options Ltd.,
Lees Brook Mill, Lees Road,
Lees, Oldham OL4 5JL UK
Customer Service Department
Tel No: **0161 633 9808**
Made in China

www.character-online.co.uk

PROXY A/S
GOTHERSGADE 14, 3RD FLOOR DK-1123
COPENHAGEN K, DENMARK
www.proxyas.com

Item: Spy Ninjas Ninja Noise Enhancer
Item Number: 41155CO/41198CO
Age Grade: 6 years plus

WARNING: Dispose of used batteries immediately. Keep new and used batteries away from children. If you think batteries might have been swallowed or placed inside any part of the body, seek immediate medical attention.



WARNING! CHOKING HAZARD.

Not suitable for children under 36 months. Choking hazard (small parts). Please remove all packaging attachments before giving this product to a child. Please use discretion if making purchases for children younger than the age recommended on this package. At the end of the useful life of this product do not dispose in normal household waste. Check with your local authority or responsible disposal centre and submit to the collection point for the recovery and recycling of electrical and electronic equipment. Product specifications, colour and contents may vary from those illustrated.

IMPORTANT: Please retain packaging/instructions and purchase details for future reference as they contain important information.

BATTERY RECYCLING INFORMATION

Help the environment by disposing of batteries responsibly. The wheeled bin symbol indicates that batteries must not be disposed of in domestic waste as they contain substances which can be damaging to the environment and health. Please remove exhausted batteries from the product and use designated collection points or recycling facilities when disposing of batteries.



RECYCLING OUR PRODUCTS

All our product and packaging is designed with easy and safe recycling in mind. For information on the **National Recycling Strategy** and the recycling logo on this pack or product please visit – www.Recycle-More.co.uk – where you will find the answers to your UK recycling questions.

